

FLEXTRAY

Finish Information

FLEXTRAY cable tray and accessories are available in a wide variety of finishes to meet the environmental or aesthetic requirements of customer installations. Use the list below to find the finish and suffix that will meet your needs.

Available product finishes will be listed on individual pages throughout the catalog.

Finish codes shown in bold type are the standard for that product.

Plain wire: ASTM A510, Grade 1008

**EG** Electroplated zinc galvanized finish applied after fabrication  
(ELG) Recommended applications: Controlled interior  
UL/CSA Classified as an equipment ground conductor when spliced as recommended  
ASTM B633 - Average thickness of 0.3 mils (8 microns)

**GS** Pre-galvanized zinc finish applied before fabrication  
(GLV) Recommended applications: Limited industrial & interior  
UL/CSA Classified as an equipment ground conductor when spliced as recommended  
ASTM A641

**BLE** Black powder coat finish applied after fabrication  
Recommended applications: Controlled interior  
UL/CSA Classified as an equipment ground conductor when coating has been removed at splice contact points  
Average paint thickness of 1.2 mils (30 microns) to 3.0 mils (75 microns)

**HD** Hot dip galvanized finish applied after fabrication  
(HDG) Recommended applications: Exterior, corrosive. Not intended for clean room applications.  
UL/CSA Classified as an equipment ground conductor when spliced as recommended  
ASTM A123 - Average thickness of 2.4 mils (60 microns) to 3.2 mils (80 microns)

**304S** 304L Stainless steel  
(SS4) Recommended applications: Food preparation, wash-down areas  
ASTM A580

**316S** 316L Stainless steel  
(SS6) Recommended applications: Highly corrosive applications & marine environments  
ASTM A580

Custom powder coat finish applied after fabrication  
Recommended applications: Controlled interior  
UL/CSA Classified as an equipment ground conductor when coating has been removed at splice contact points  
No Specification

Grounding Information

Statement for all UL Classified products:



This product is classified by Underwriters Laboratories, Inc. as to its suitability as an equipment grounding conductor only. 556E



Most sizes of the FLEXTRAY system are UL Classified to serve as an Equipment Ground Conductor. The ground path can be achieved in one of two ways listed on page D-4:

## Grounding Information (cont.)

1. Use the recommended quantity of UL Classified splices to connect sections and at places where the tray is cut.
2. Run an appropriately sized ground wire alongside the tray and attach it to each tray section and on both sides of a cut in the tray. (This method is recommended by NEMA VE-2 Installation Manual.)

**SUPPORT EVERY  
8'0"**

## Load & Fill Chart

FLEXTRAY Series		Support Span / Loading Capacity*				Actual Area Inside Tray (in²)	Cable Fill (50% fill)**		
Part Number	Size height x width	Lbs/Ft (max)					Number of CAT 5e Cables***	Number of CAT CAT 6 Cables***	Number of CAT CAT 6A Cables***
		5'-0"	6'-0"	7'-0"	8'-0"				
FT1.5X12	1½" x 12"	29	17	14	11	12.2	176	124	95
FT2X2	2" x 2"	34	28	24	20	4.3	61	43	33
FT2X4	2" x 4"	52	43	35	27	8.2	118	83	64
FT2X6	2" x 6"	66	47	35	27	12.1	175	123	95
FT2X8	2" x 8"	66	47	35	27	16.1	231	163	125
FT2X12	2" x 12"	68	47	35	27	23.9	345	243	187
FT2X16	2" x 16"	68	47	35	27	31.8	459	324	249
FT2X18	2" x 18"	68	47	35	27	35.8	516	364	280
FT2X20	2" x 20"	68	47	35	27	39.7	573	404	311
FT2X24	2" x 24"	68	47	35	27	47.5	686	484	372
FT2X30	2" x 30"	68	47	35	27	59.8	862	608	468
FT2X32	2" x 32"	77	53	39	30	63.3	914	645	496
FT4X4	4" x 4"	58	49	42	36	15.8	227	160	123
FT4X6	4" x 6"	93	77	60	46	23.6	341	240	185
FT4X8	4" x 8"	94	78	61	47	31.5	454	321	247
FT4X12	4" x 12"	119	83	61	47	47.5	686	484	372
FT4X16	4" x 16"	119	83	61	47	63.5	917	647	498
FT4X18	4" x 18"	119	83	61	47	71.5	1032	728	560
FT4X20	4" x 20"	119	83	61	47	79.5	1148	810	623
FT4X24	4" x 24"	128	89	65	50	95.5	1379	973	749
FT4X30	4" x 30"	128	89	65	50	119.5	1725	1217	936
FT6X8	6" x 8"	111	77	57	43	47.3	682	481	370
FT6X12	6" x 12"	124	86	63	48	71.6	1034	729	561
FT6X16	6" x 16"	128	89	65	50	95.3	1375	970	746
FT6X18	6" x 18"	128	89	65	50	107.3	1549	1092	840
FT6X20	6" x 20"	141	98	72	55	118.9	1716	1211	932
FT6X24	6" x 24"	154	107	78	60	143.3	2068	1459	1123

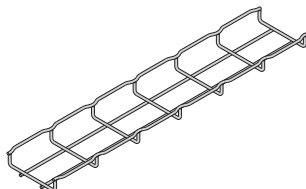
\* Published load chart has not been tested with Flexmate™ splice. Please consult the factory for load information when using the Flexmate option.

\*\* FLEXTRAY fill capacity is based on NEC allowable fill of 50%. The NEC rule requires that the cable cross-sectional areas together may not exceed 50% of the tray area (width x depth = fill). Cables will nearly completely fill the cable tray when reaching the 50% cable fill, due to empty space between the surface of the cables. TIA recommends 40% fill ratio. Flextray loads shown in the loading chart will not be exceeded at 50% fill.

\*\*\* CAT 5e 4-pr non-plenum approximated at .21 in. diameter, CAT 6 4-pr non-plenum approximated at .25 in. diameter, CAT 6A approximated at .285 diameter. Actual diameters vary by cable manufacturer.

# FLEXTRAY™ Wire Basket - Straight Sections

## 1.5" Deep FLEXTRAY



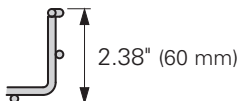
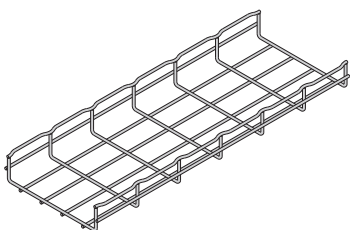
**Height:** 1.38" (35 mm)  
**Length:** 118.312" (3 meter)  
**Wire Dia. Minimum:** .196" (5.0 mm)  
**Finishes:**  
 EG, GS, BLE, HD, 304S, 316S



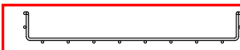
Part Number	Width		Wt. Per Pc.	
	in.	(mm)	lbs.	(kg)
FT1.5X4X10	4	(100)	5.8	(2.63)
FT1.5X6X10	6	(150)	7.4	(3.35)
FT1.5X8X10	8	(200)	9.0	(4.08)
FT1.5X12X10	12	(300)	12.1	(5.49)

Only FT1.5X12 (12" wide) is UL Classified

## 2" Deep FLEXTRAY



**Height:** 2.38" (60 mm)  
**Length:** 118.312" (3 meter)  
**Wire Dia. Minimum:** .196" (5.0 mm)  
**Finishes:**  
 EG, GS, BLE, HD, 304S, 316S



Part Number	Width		Wt. Per Pc.	
	in.	(mm)	lbs.	(kg)
FT2X2X10	2	(50)	6.6	(2.99)
FT2X4X10	4	(100)	8.2	(3.72)
FT2X6X10	6	(150)	9.7	(4.40)
FT2X8X10	8	(200)	11.2	(5.08)
FT2X12X10	12	(300)	14.3	(6.48)
FT2X16X10	16	(400)	17.4	(7.89)
FT2X18X10	18	(450)	18.9	(8.57)
FT2X20X10	20	(500)	20.4	(9.25)
FT2X24X10	24	(600)	23.5	(10.66)
FT2X30X10	30	(750)	28.1	(12.74)
FT2X32X10	32	(800)	29.7	(13.47)

FT2X6 (6" wide) through FT2X32 (32" wide) are UL Classified